

## **2021- 2026 Global Glass Tableware Market - Production and Consumption Professional Analysis (Impact of COVID- 19)**

This report elaborates the market size, market characteristics, and market growth of the Glass Tableware industry, and breaks down according to the type, application, and consumption area of Glass Tableware. Among them, the report also focused on the production, sales and import and export data of the Glass Tableware market. You can learn about the main production areas and consumption of the products. We have subdivided the consumption of major countries by region. The report also conducted a PESTEL analysis of the industry to study the main influencing factors and entry barriers of the industry.

In Chapter 3.4 of the report, the impact of the COVID-19 outbreak on the industry was fully assessed. Fully risk assessment and industry recommendations were made for Glass Tableware in a special period. This chapter also compares the markets of Pre COVID-19 and Post COVID-19.

In addition, chapters 8-12 consider the impact of COVID-19 on the regional economy. This is only a sample. The data in sample is not real. And the final report might be different from the sample.

### **Highlights-Companies**

Key players in the global Glass Tableware market covered in Chapter 13:

- Libbey Inc.
- ARC International S.A
- Anchor Hocking LLC
- Sişecam Group
- Bormioli Rocco S.r.l.
- Lenox Corporation
- World Kitchen LLC
- LaOpala RG Limited
- Borosil Glass Works Ltd
- Kavalierglass of North America, Inc.
- Termisil Huta Szkła Wolomin S.A.
- The Oneida Group
- Pearl Glass
- Ocean Glass Public Company Limited
- Anhui Deli daily Glass Co., Ltd.
- China Yong Feng Yuan Co., LTD.

Page 2

In Chapter 6, on the basis of types, the Glass Tableware market from 2016 to 2026 is primarily split into:

- Beverageware
- Tableware
- Baby Bottles
- Others

In Chapter 7, on the basis of applications, the Glass Tableware market from 2016 to 2026 covers:

- Home
- Commercial
- ...

Geographically, the detailed analysis of production, trade of the following countries is covered in Chapter 4.2, 5:

- U.S.
- Europe
- China
- Japan
- India

Geographically, the detailed analysis of consumption market share and growth rate of the following regions are covered in Chapter 8, 9, 10, 11, 12:

North America (Covered in Chapter 8)

- United States, Canada, Mexico

Europe (Covered in Chapter 9)

- Germany, UK, France, Italy, Spain, Others

Asia-Pacific (Covered in Chapter 10)

- China, Japan, South Korea, Southeast Asia, India, Others

Middle East and Africa (Covered in Chapter 11)

- Saudi Arabia, UAE, South Africa, Others

South America (Covered in Chapter 12)

- Brazil, Others

## Study Goals

Based on the Glass Tableware industrial chain, this report mainly elaborates the definition, types, Application and major players of Glass Tableware market in details. Deep analysis about market status (2016-2021E), enterprise competition pattern, advantages and disadvantages of enterprise products, industry development trends (2021E-2026F), regional industrial layout characteristics and macroeconomic policies, industrial policy has also been included.

From raw materials to downstream buyers of this industry will be analyzed scientifically, the feature of product circulation and sales channel will be presented as well. In a word, this report will help you to establish a panorama of industrial development and characteristics of the Glass Tableware market.

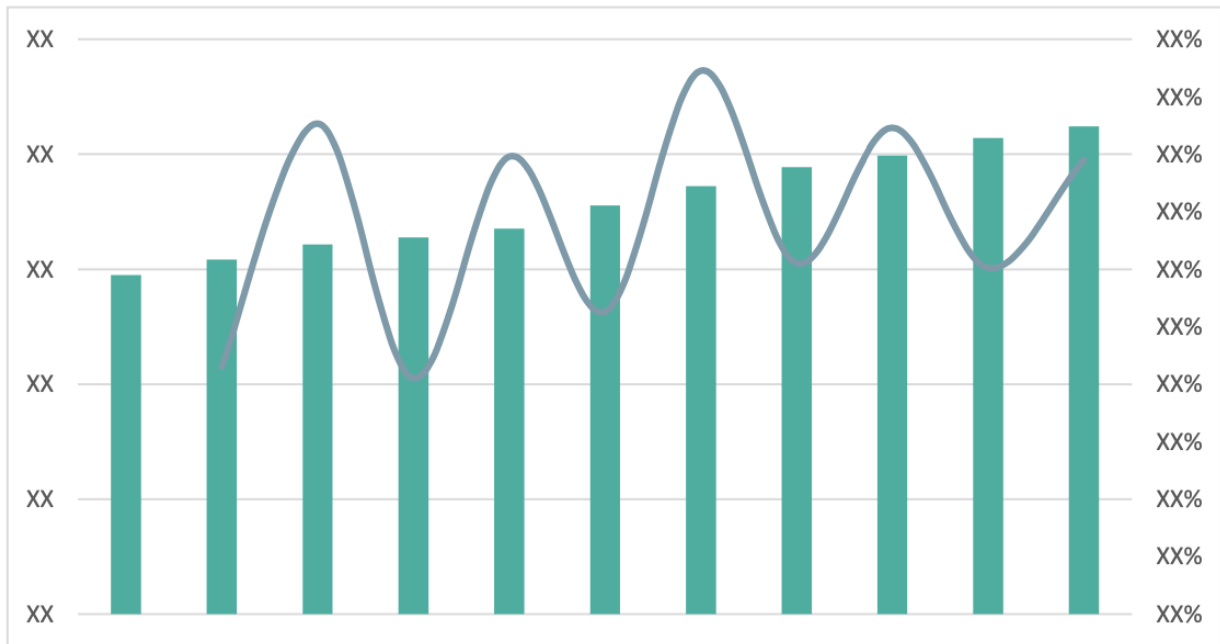
## Key Market Segments

### Table Glass Tableware Key Market Segments

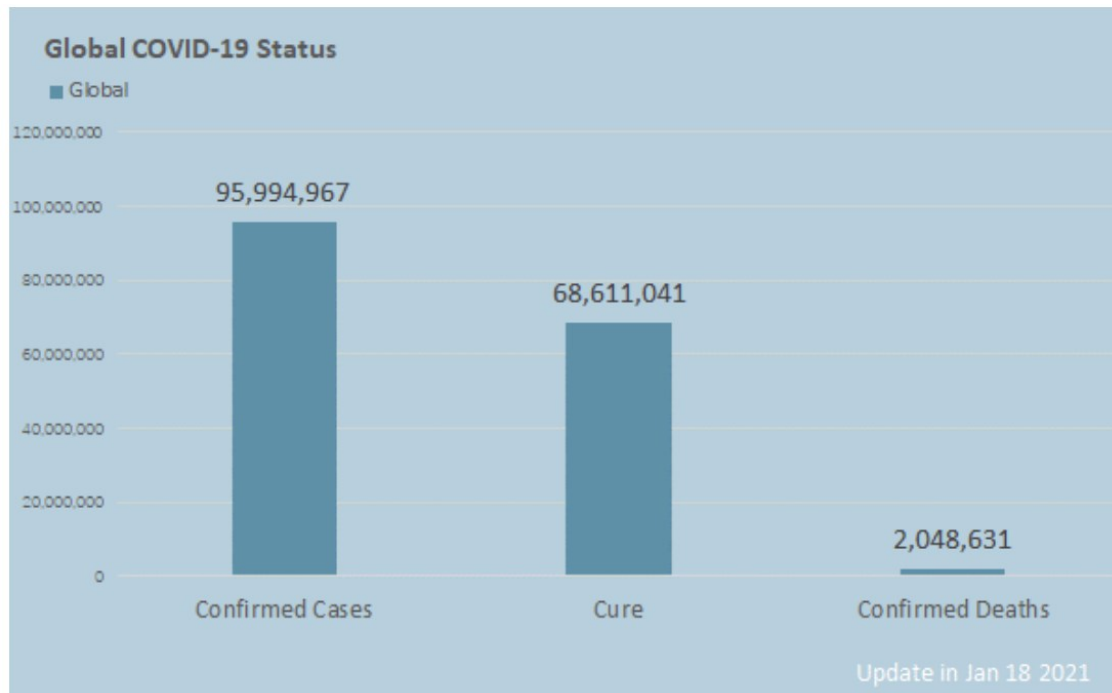
Segmentation	Sub-category
<b>By Product Type</b>	Beverageware
	Tableware
	...
<b>by Application</b>	Home
	Commercial
	...
<b>By Regions</b>	North America
	Europe
	Asia Pacific
	Middle East & Africa
	South America

Glass Tableware Market Forces

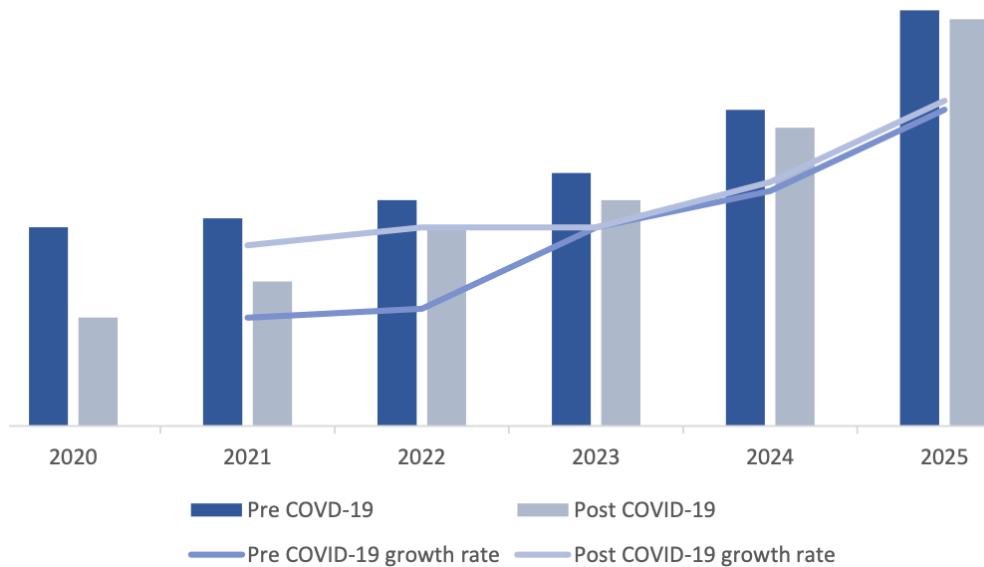
Figure Global Glass Tableware Market Size and Growth Rate 2016-2026



Industry Trends Under COVID-19



Assessment of the Overall Impact of COVID-19 on the Industry  
 Pre COVID-19 and Post COVID-19 Market Scenario  
 Figure Market Size Forecast Comparison of Pre COVID-19 and Post COVID-19



Glass Tableware Market - By Geography  
 Global Glass Tableware Value (\$) by Region (2016-2021)  
 Figure Global Glass Tableware Value (\$) and Growth Rate (2016-2021)

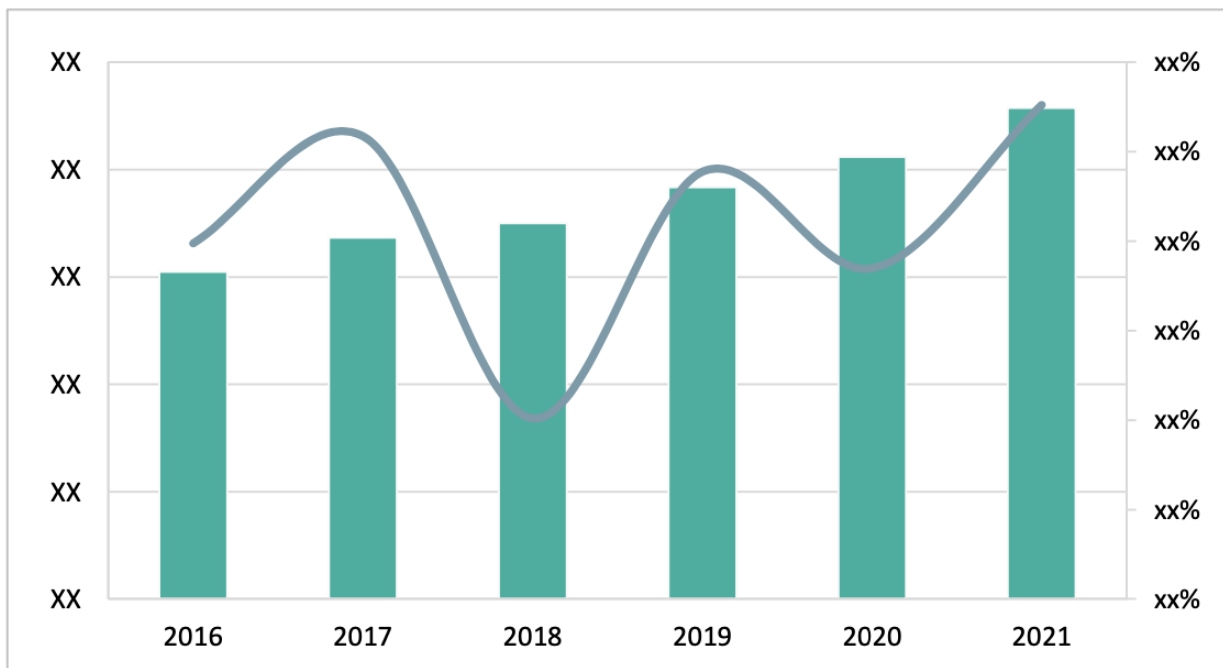
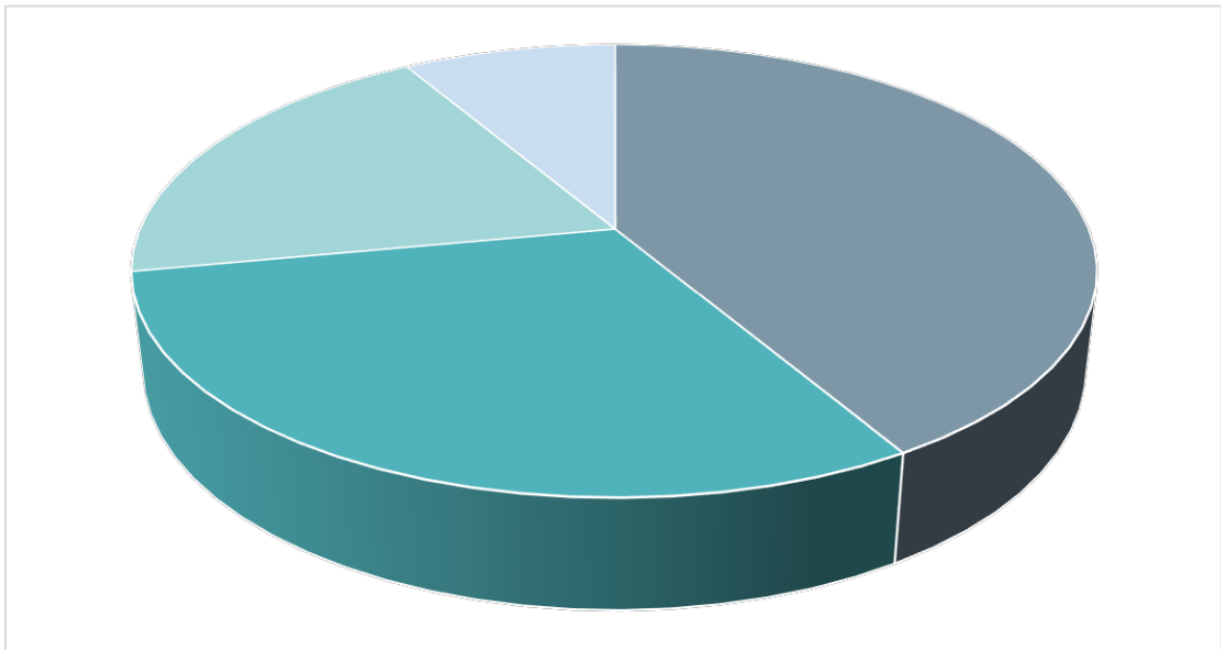


Table Global Glass Tableware Value Market Share by Regions (2016-2021)

	2016	2017	2018	2019	2020	2021
North America						
Europe						
Asia Pacific						
South America						
Middle East and Africa						
Total						

Figure Global Glass Tableware Value Market Share by Regions in 2020



Global Glass Tableware Market Production and Market Share by Major Countries

Global Glass Tableware Production by Major Countries (2016-2021)

Figure Global Glass Tableware Production and Growth Rate (2016-2021)

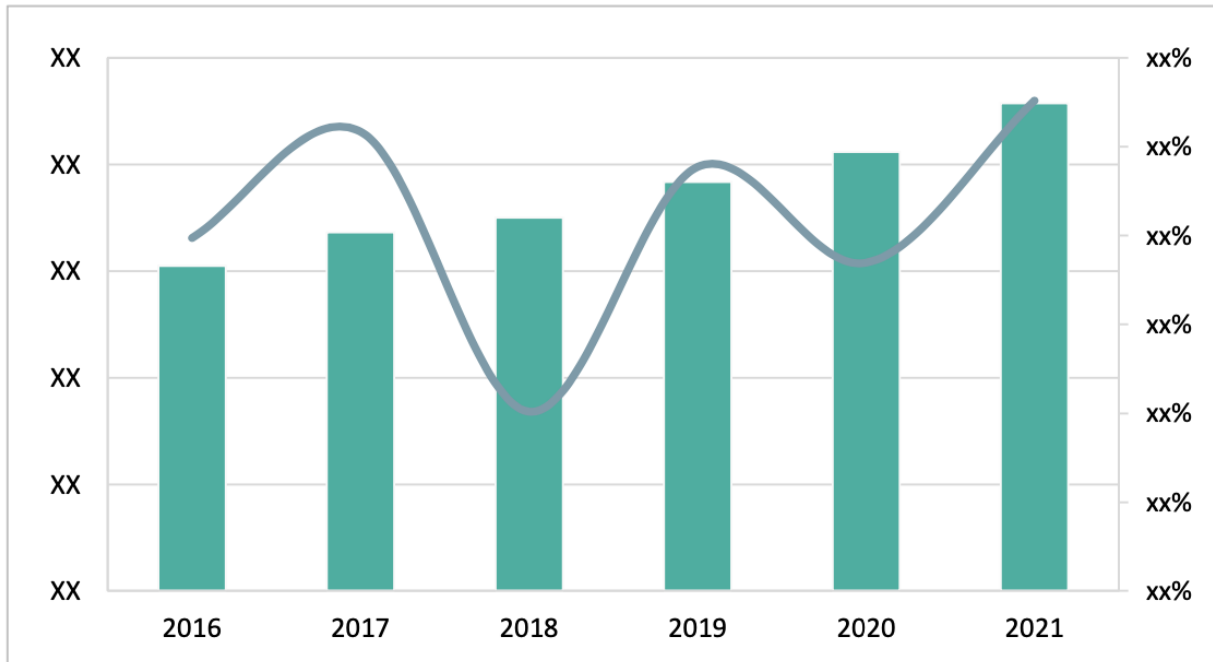


Table Global Glass Tableware Production by Major Countries (2016-2021)

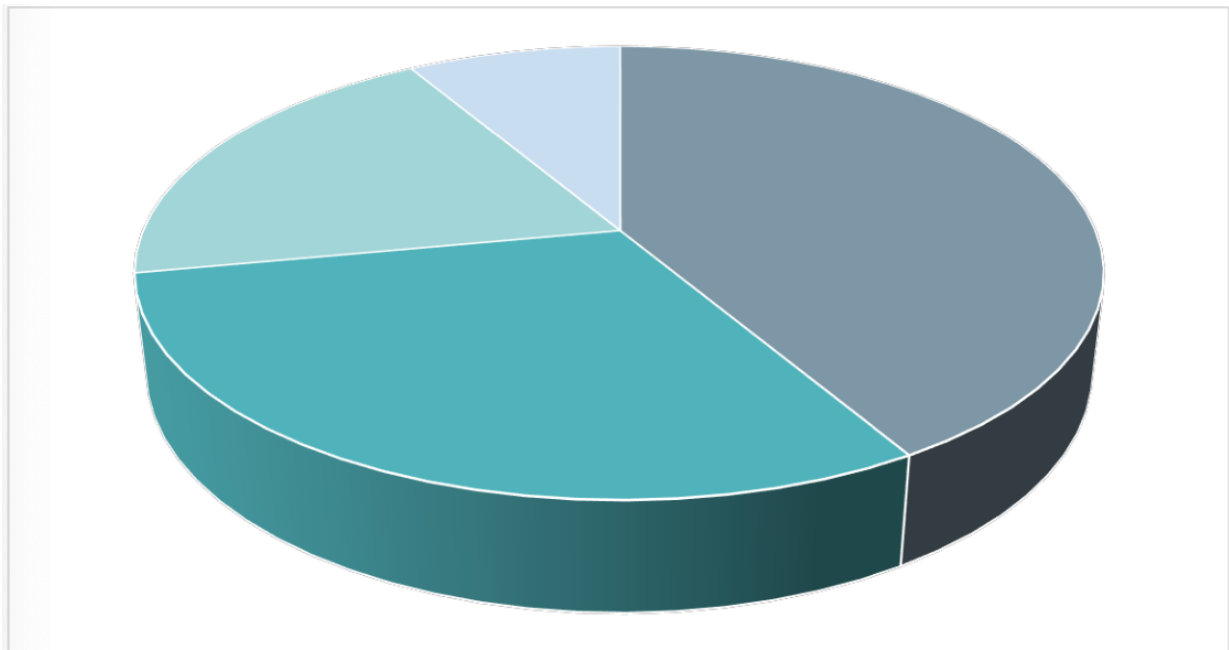
	2016	2017	2018	2019	2020	2021
U.S.						
Europe						
China						
Japan						
India						
...						
Others						
Total						

Global Glass Tableware Production Market Share by Major Countries (2016-2021)

Table Global Glass Tableware Production Market Share by Major Countries (2016-2021)

	2016	2017	2018	2019	2020	2021
U.S.						
Europe						
China						
Japan						
India						
...						
Others						
Total						

Figure Global Glass Tableware Production Market Share by Regions in 2020

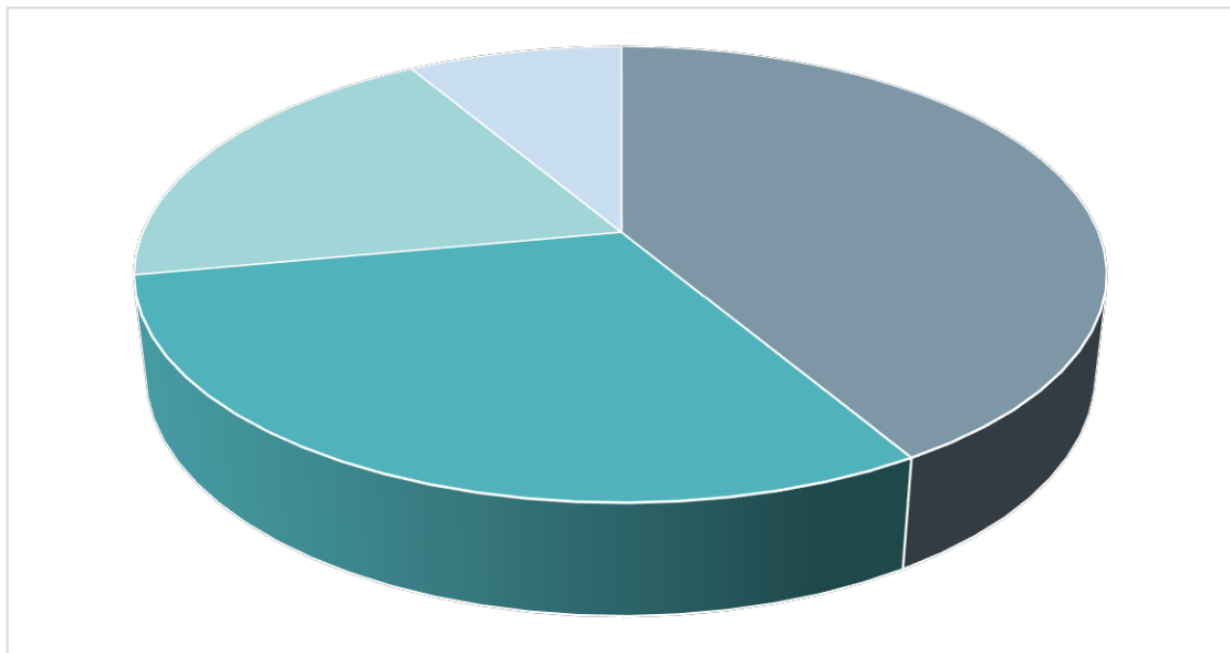




Global Glass Tableware Consumption Market Share by Regions (2016-2021)  
 Table Global Glass Tableware Consumption Market Share by Regions (2016-2021)

	2016	2017	2018	2019	2020	2021
North America						
Europe						
Asia Pacific						
South America						
Middle East and Africa						
Total						

Figure Global Glass Tableware Consumption Market Share by Regions in 2020



Glass Tableware Market - By Trade Statistics

Global Glass Tableware Export and Import

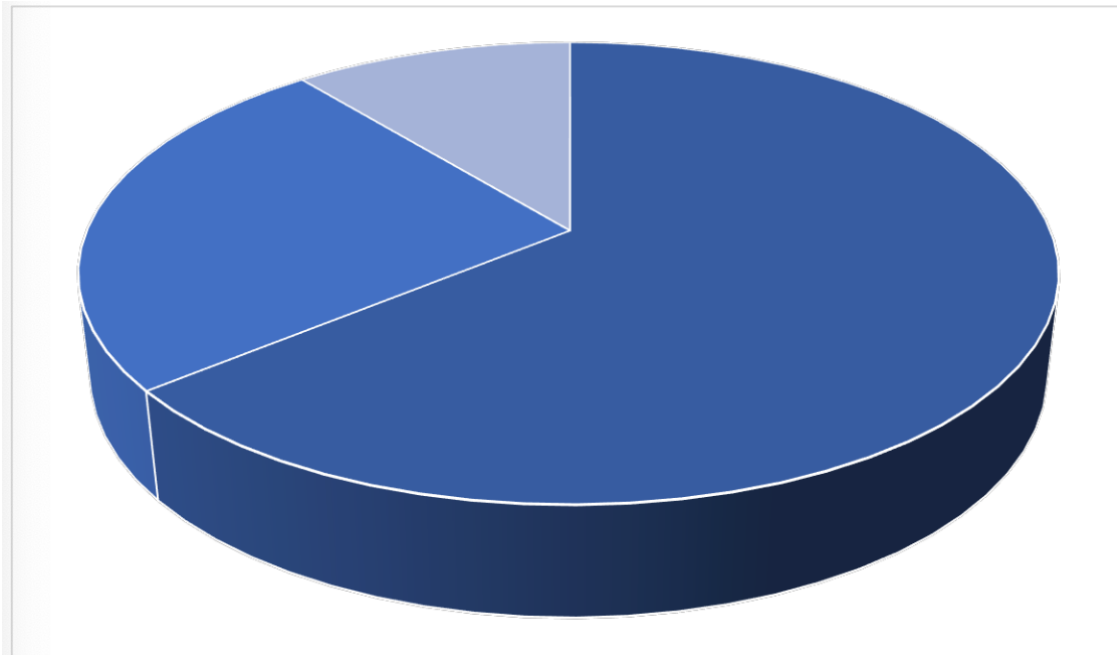
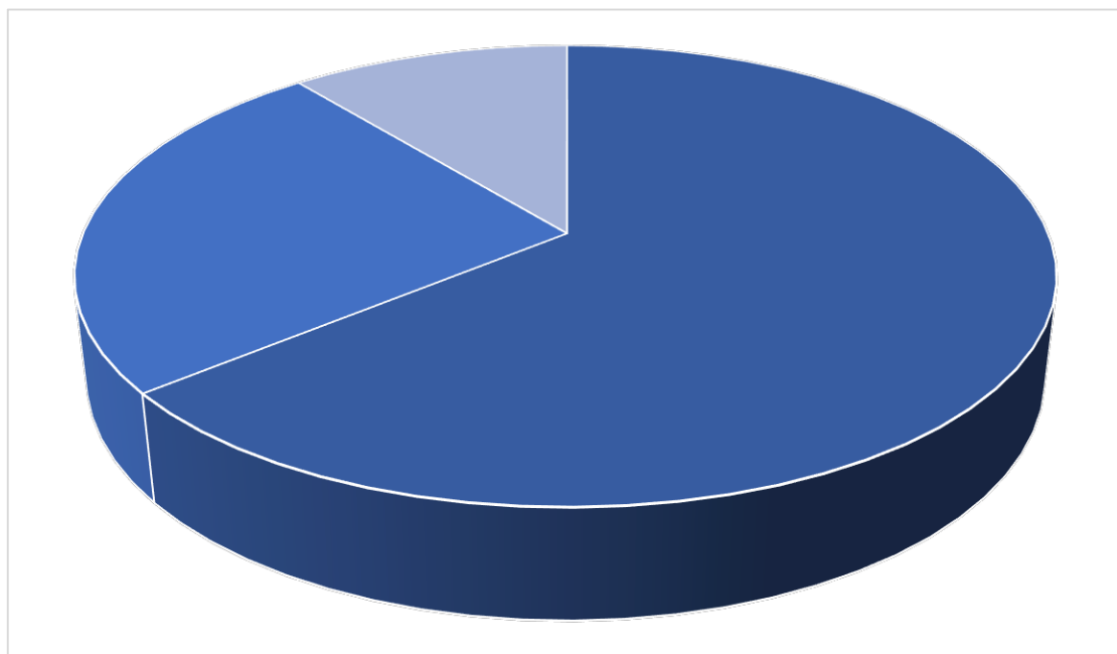


Table Global Glass Tableware Import Top 3 Country 2020



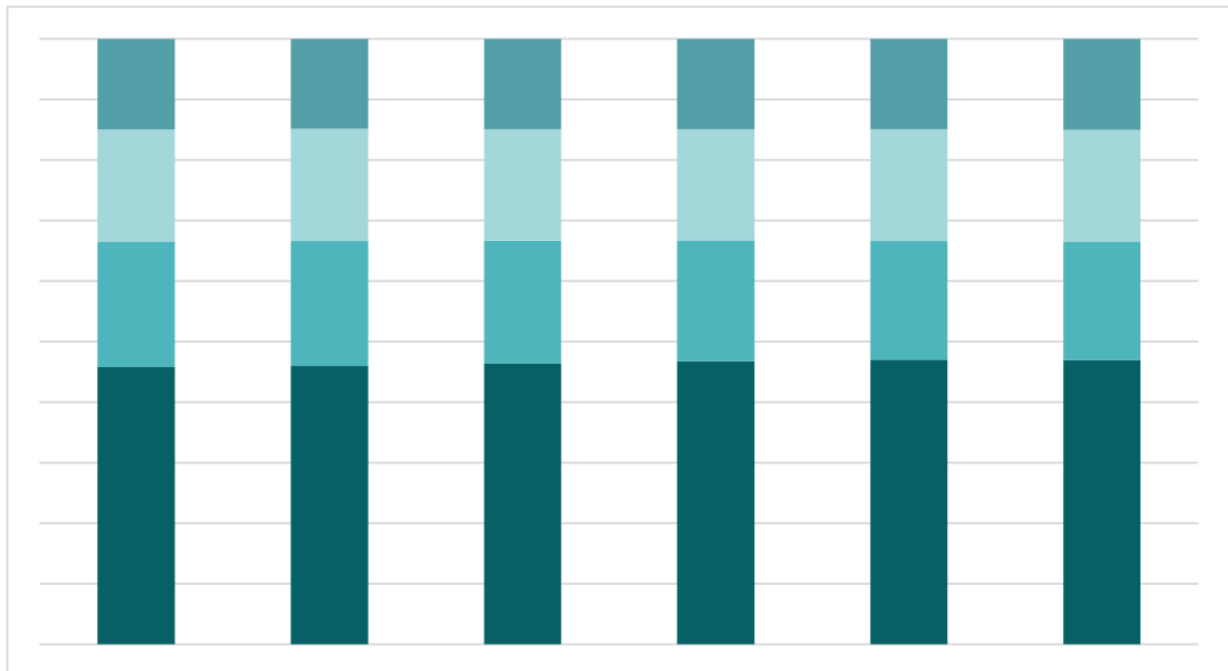
U.S. Glass Tableware Export and Import (2016-2021)  
 Table U.S. Glass Tableware Export and Import (2016-2021)

	2016	2017	2018	2019	2020	2021
Import						
Export						

Glass Tableware Market - By Type  
 Global Glass Tableware Production and Market Share by Types (2016-2021)  
 Table Global Glass Tableware Production by Types (2016-2021)

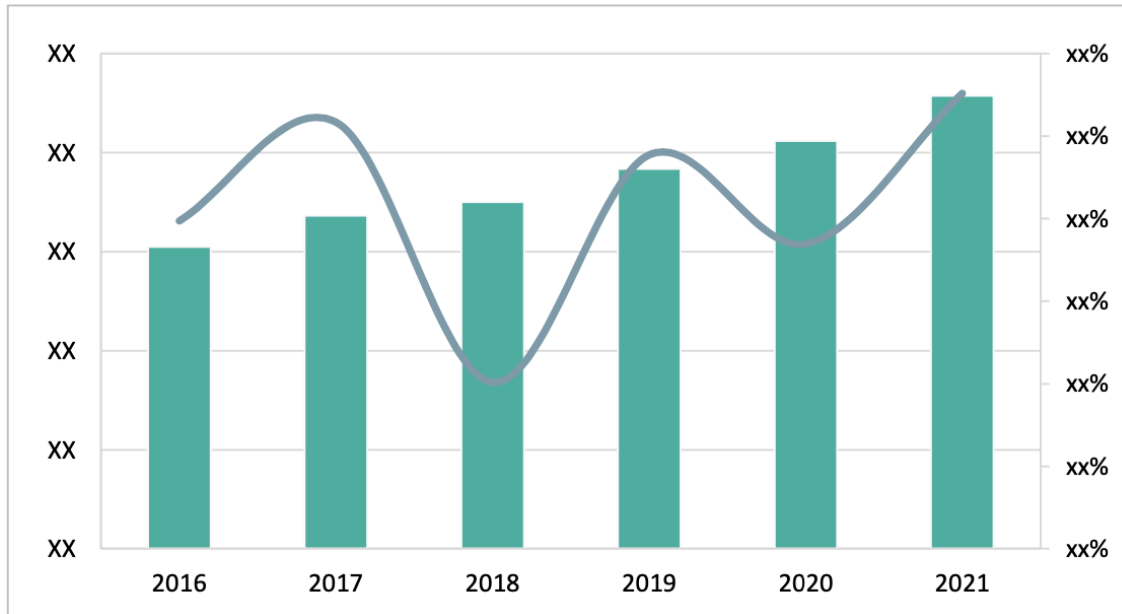
	2016	2017	2018	2019	2020	2021
Beverageware						
Tableware						
...						
Total						

Figure Global Glass Tableware Production Share by Type (2016-2021)

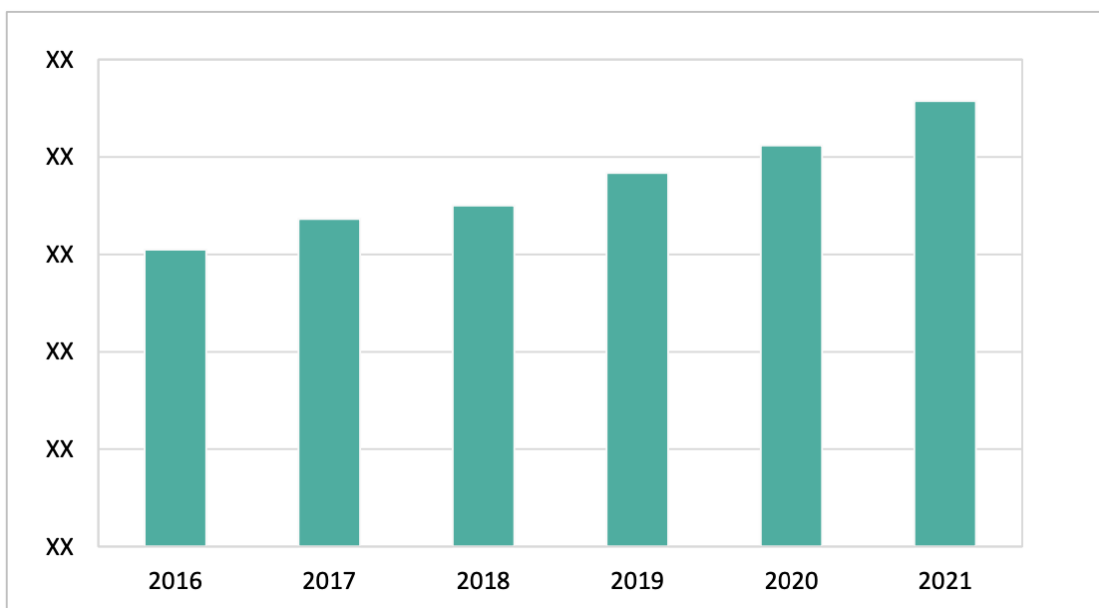


Global Glass Tableware Production, Price and Growth Rate of Beverageware (2016-2021)

Global Beverageware Production and Growth Rate (2016- 2021)  
Figure Global Beverageware Production and Growth Rate (2016-2021)



Global Beverageware Price (2016-2021)  
Figure Global Beverageware Price (2016-2021)



North America Glass Tableware Market

Figure North America Glass Tableware Market Consumption and Growth Rate (2016-2021)

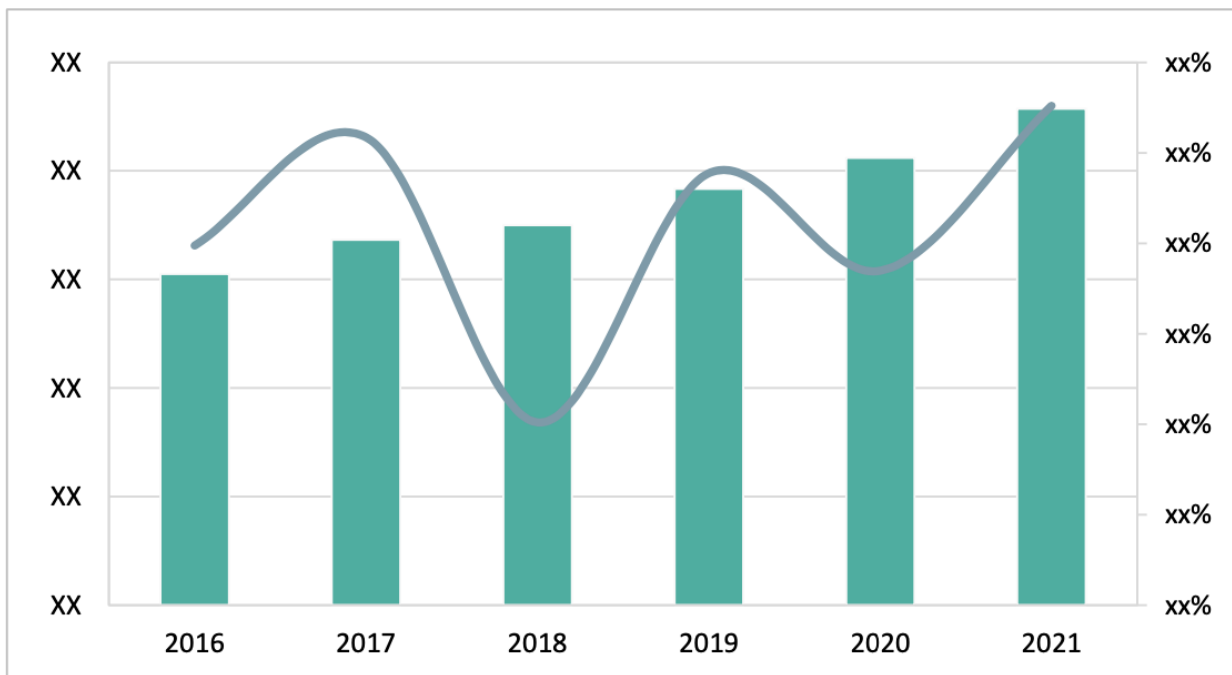


Table North America Glass Tableware Consumption by Countries (2016-2021)

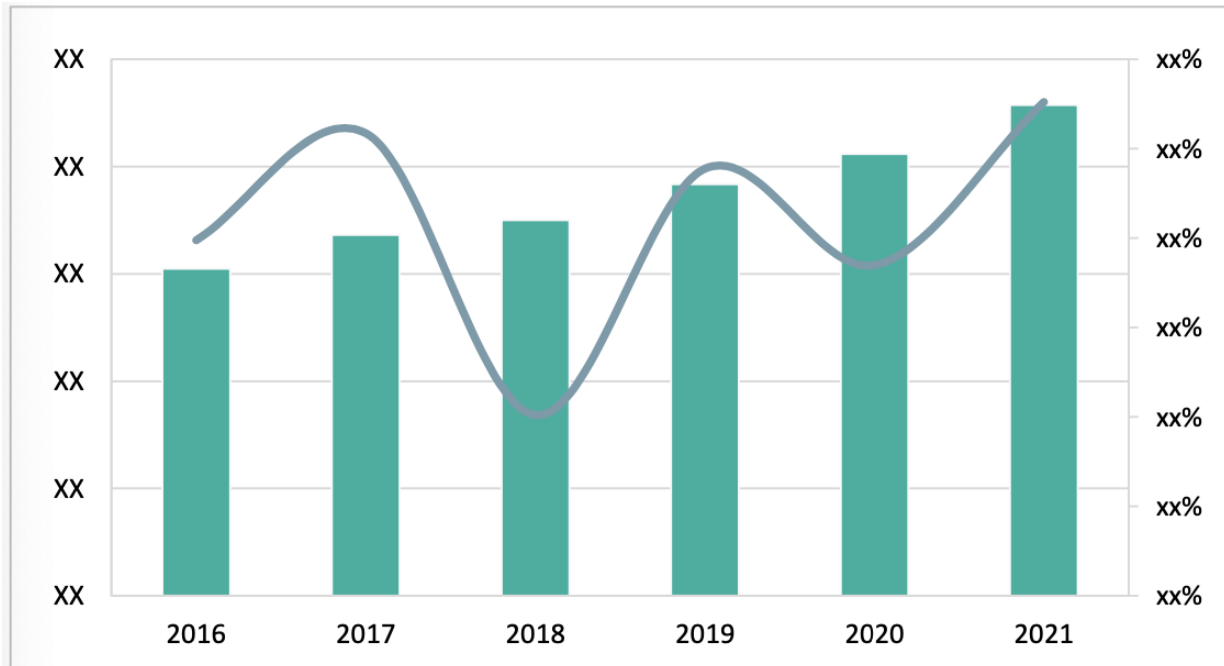
	2016	2017	2018	2019	2020	2021
United States						
Canada						
Mexico						
Total						

Table North America Glass Tableware Consumption Market Share by Countries (2016-2021)

	2016	2017	2018	2019	2020	2021
United States						
Canada						
Mexico						
Total						

## U.S. Glass Tableware Market Size

Figure U.S. Glass Tableware Market Consumption and Growth Rate (2016-2021)



### The Influence of COVID-19 on North America Market

The economy, politics and society of various countries in North America have been seriously affected by the epidemic, and various countries and governments have taken a series of measures to deal with the challenge of COVID-19 epidemic.

As of January 27, 2021, the number of confirmed cases in COVID-19 in North America has reached 29,739,796 and the death toll is 629,628. COVID-19 crisis has a great impact on American labor market. According to the employment situation of the Bureau of Labor Statistics in December 2020, the unemployment rate dropped slightly to 6.7% in November. America is a highly industrialized country with high productivity and the use of modern technology.

In the unprecedented global crisis caused by the spread of COVID-19 pandemic, the Canadian economy is expected to decline by 7.1% in 2020, which is the biggest economic contraction since 1945. Service industry plays a dominant role in Canadian economy: by 2020, it will account for 68% of Canada's GDP and employ more than 79% of the active population.

The education and health sectors are also key to the country's economy. The most active industries in recent years are telecommunications, tourism, internet and aerospace engineering. By 2020, the pandemic will have the greatest impact on travel, entertainment and catering services.

Company Profiles  
Libbey Inc. Basic Information

Item	Profile
Company Name	
Website	
Established Time	
Plants Distribution	
Sales Region	
Business Overview	
Contact Information	

Table Libbey Inc. Production, Value, Price, Gross Margin 2016-2021

	2016	2017	2018	2019	2020	2021
Production						
Price						
Production Value						
Gross						
Gross Margin						

Figure Libbey Inc. Production and Growth Rate

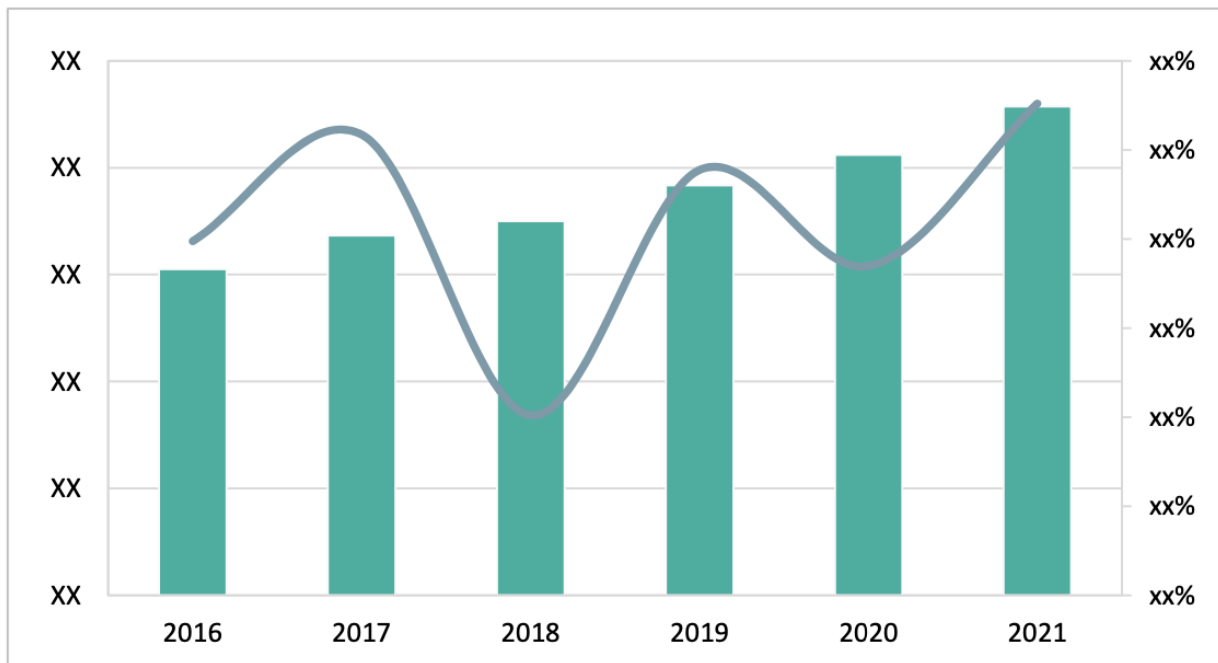
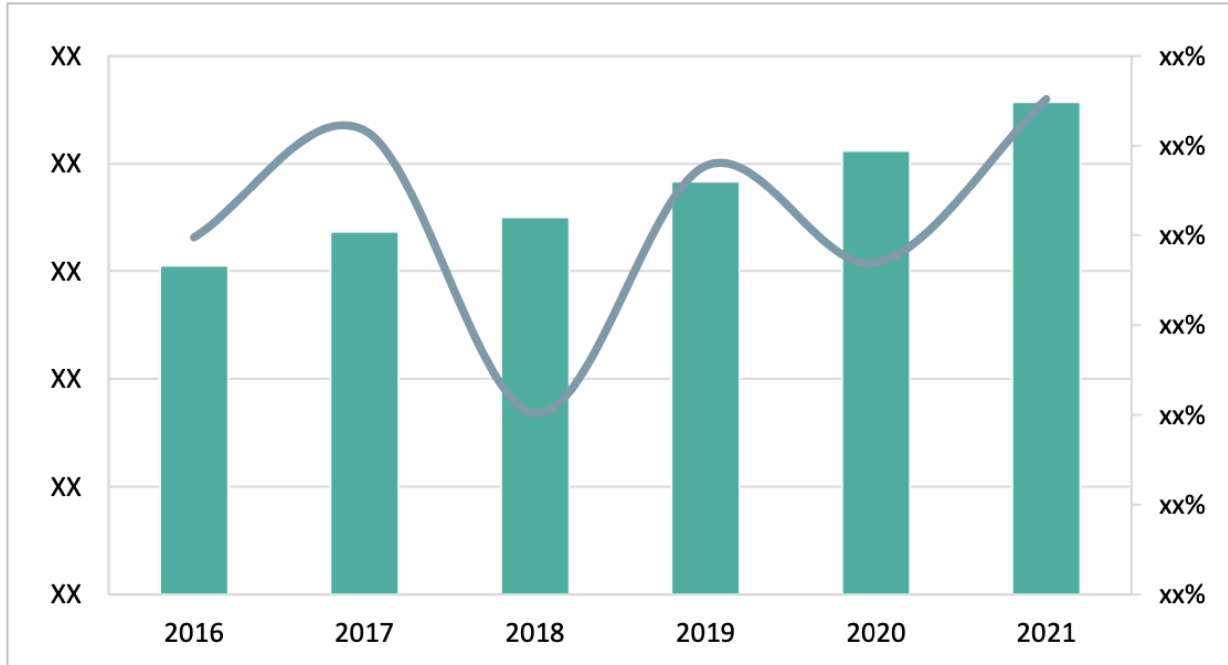


Figure Libbey Inc. Value (\$) Market Share 2016-2021

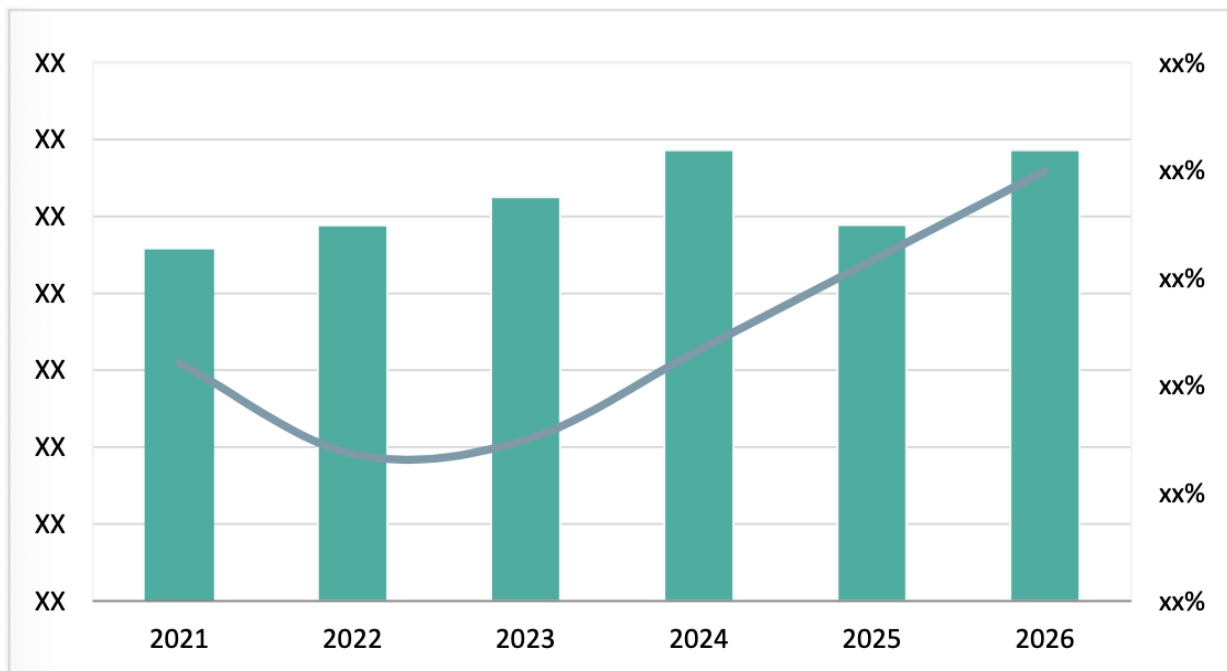




Market Forecast - By Regions

North America Glass Tableware Market Forecast (2021-2026)

Figure North America Market Consumption and Growth Rate Forecast (2021-2026)



Market Forecast - By Type and Applications

Global Glass Tableware Market Forecast by Types (2021-2026)

Global Glass Tableware Market Forecast Production and Market Share by Types (2021-2026)

Table Global Glass Tableware Market Forecast Production by Types (2021-2026)

	2021	2022	2023	2024	2025	2026
Beverageware						
Tableware						
...						
Total						

Table Global Glass Tableware Market Forecast Production Share by Types (2021-2026)

	2021	2022	2023	2024	2025	2026
Beverageware						
Tableware						
...						
Total						

Global Glass Tableware Market Forecast by Applications (2021-2026)

Table Global Glass Tableware Market Forecast Consumption by Applications (2021-2026)

	2021	2022	2023	2024	2025	2026
Home						
Commercial						
...						
Total						

Table Global Glass Tableware Market Forecast Consumption Share by Applications (2021-2026)

	2021	2022	2023	2024	2025	2026
Home						
Commercial						
...						
Total						

**Further contact and information via:**

glassglobal Group / OGIS GmbH

[office@glassglobal.com](mailto:office@glassglobal.com)

Tel: 0049 211 280733 17